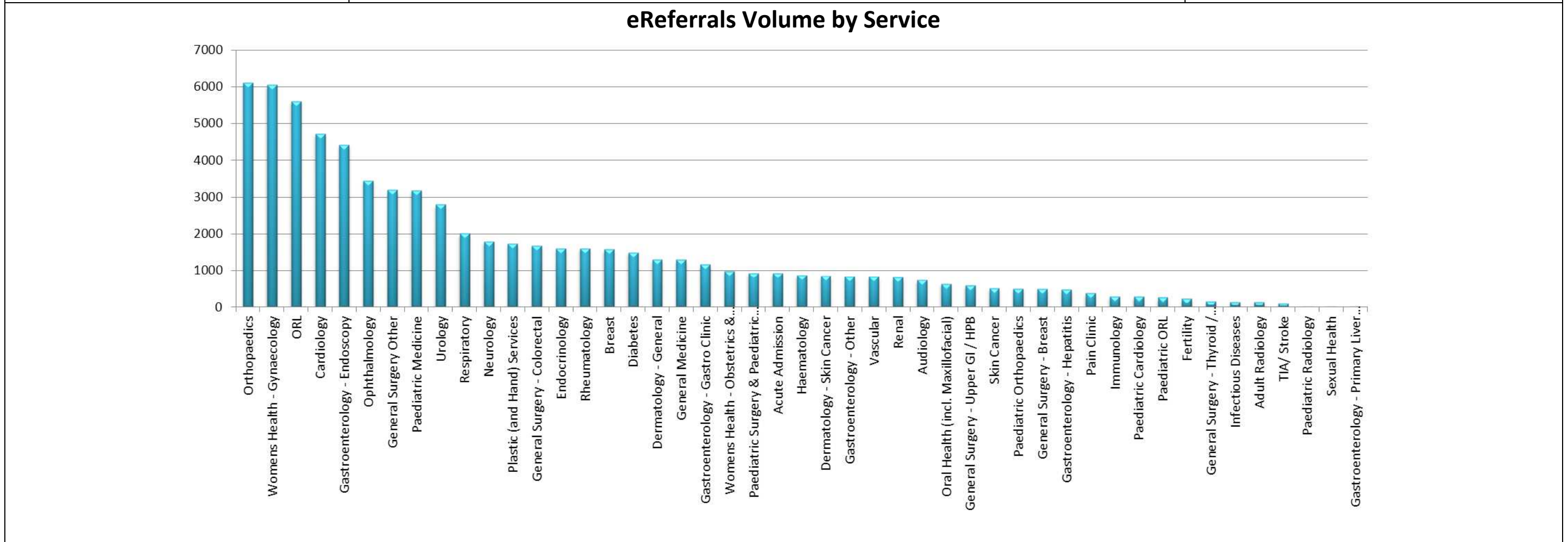
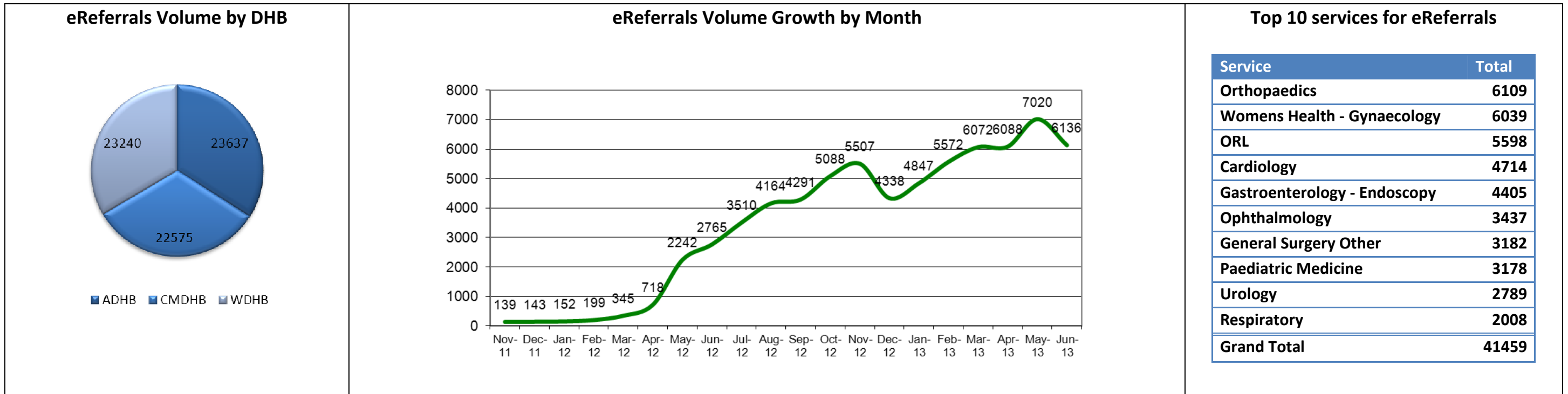


CareConnect eReferrals

Monthly Management and Uptake Report: Data as at 30 June 2013



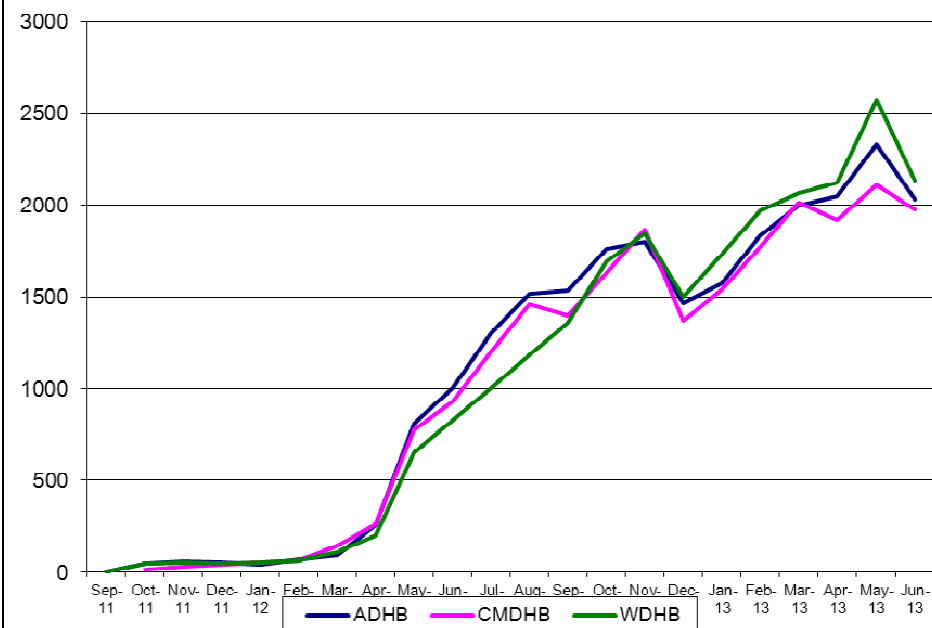
This report shows eReferrals statistics for the period from 30 September 2011 to 30 June 2013.



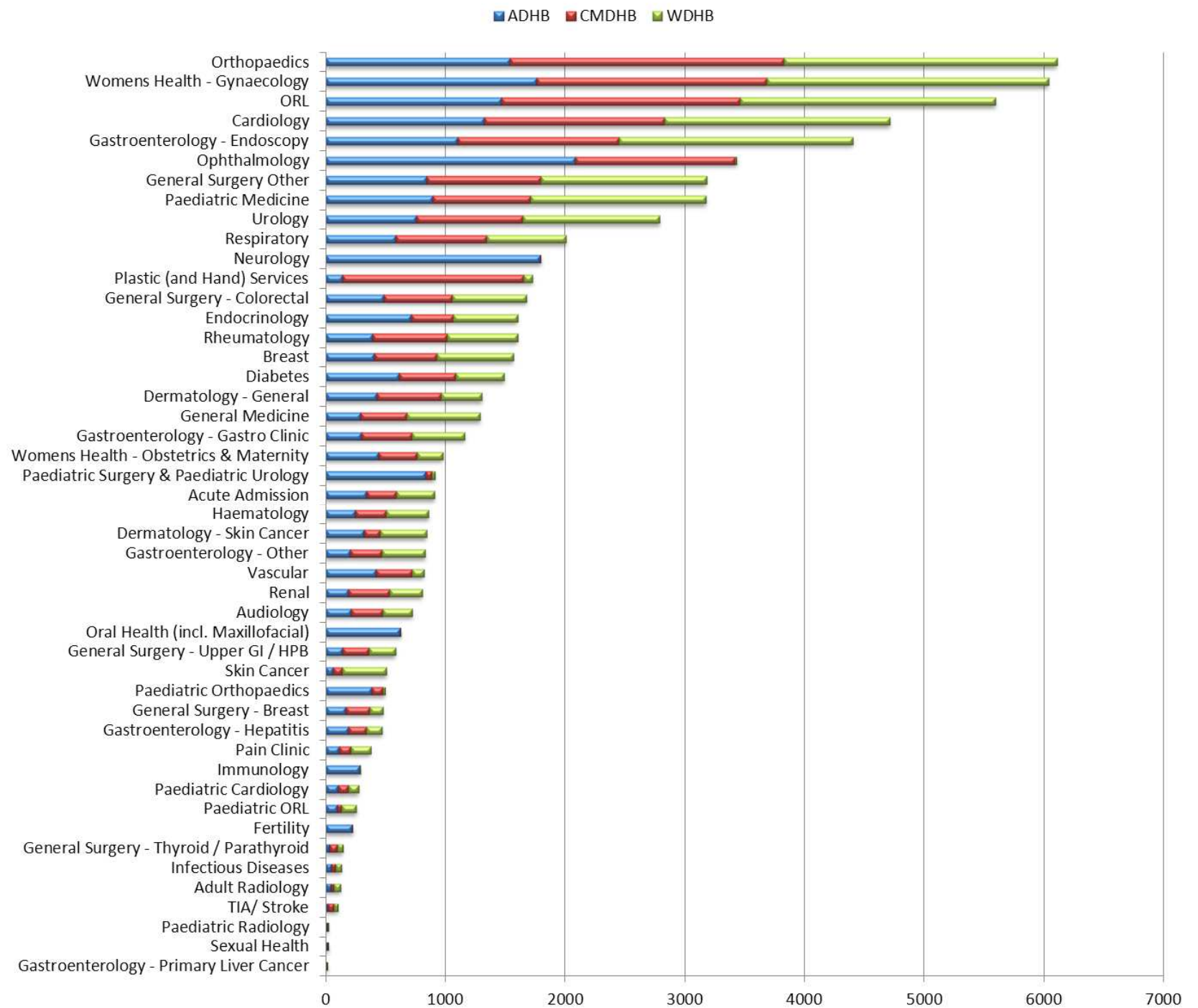
CareConnect eReferrals

Monthly Management and Uptake Report: Data as at 30 June 2013

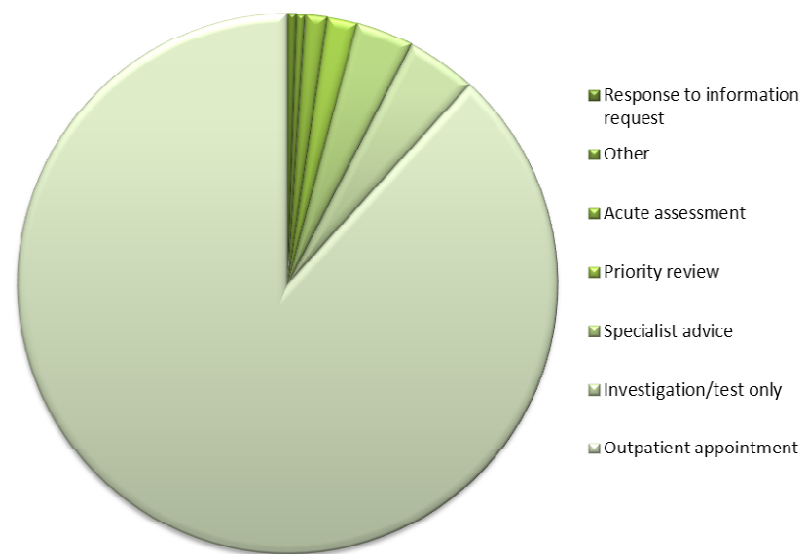
eReferrals Volume Growth by DHB



eReferrals Volume by DHB by Service



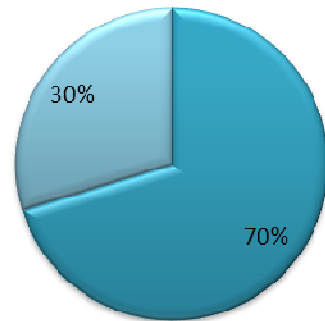
eReferrals Volume by Type



CareConnect eReferrals

Monthly Management and Uptake Report: Data as at 30 June 2013

eReferrals Usage by GPs



- Number of GPs that have used eReferrals since deployment
- Number of GPs that have not used eReferrals since deployment

Summary of Deployed GPs

Criteria	Number	% of Total
Number of GPs with eReferrals deployed	1429	100%
Number of GPs that have used eReferrals since deployment	1004	70%
Number of GPs that have not used eReferrals since deployment	425	30%
Number of GPs using eReferrals in June 2013	615	43%
Number of GPs (by Practice) with eReferrals deployed, count including GPs working across multiple practices	1693	100%

eReferrals as % of Total Referrals CMDHB

Criteria	Number	% of Total
Number of eReferrals in June 2013 (excl acute)	1856	27%
Number of paper referrals in June 2013	5117	73%
Total number of referrals in June 2013	6973	100%

eReferrals as % of Total Referrals WDHB

Criteria	Number	% of Total
Number of eReferrals in June 2013 (excl acute)	2109	34%
Number of paper referrals in June 2013	4134	66%
Total number of referrals in June 2013	6,243	100%

CareConnect eReferrals Monthly Management and Uptake Report: Data as at 30 June 2013

eReferrals Volume by PHO by Service

